


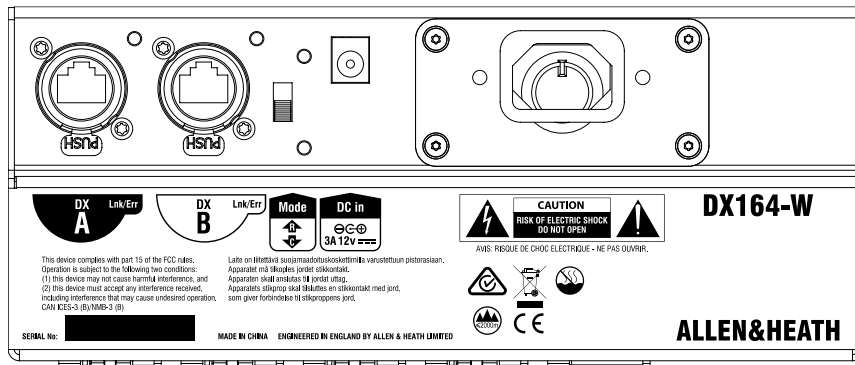
ALLEN & HEATH

Allen & Heath Limited
 Kernick Industrial Estate
 Penryn, Cornwall,
 TR10 9LU, UK
www.allen-heath.com

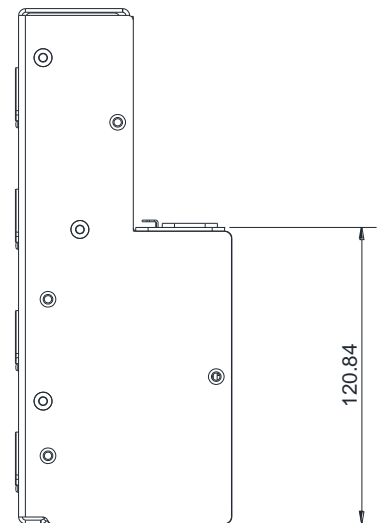
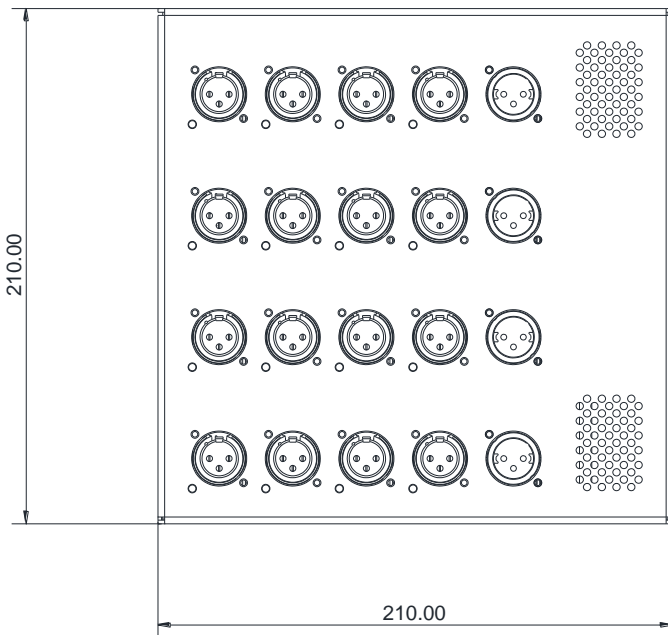

DX164-W Technical Datasheet

Overview

- Designed for Wall Mount or Dip Trap installation
- Compatible with dLive, Avantis, SQ and AHM-64
- 16 Mic Preamps on XLR
- Phantom Power LED per Input
- 4 XLR Line Outs
- DX A connection with locking Ethercon port
- DX B locking Ethercon port for daisy chaining or redundancy



Dimensions



A&E Specifications

The unit shall be a remote audio device for the Allen & Heath AHM-64, dLive, Avantis and SQ mixing systems. The remote audio unit shall provide 16 XLR inputs with individually configured Phantom Power and 4 XLR outputs. Phantom power LED indicators shall be provided per input socket on the remote audio rack.

Two Neutrik Ethercon DX link connectors shall be provided for transport of the digital audio and control signals. The unit shall be able to operate in 'redundant' or 'cascade' mode by means of a mechanical switch. In 'redundant' mode the unit shall provide full redundant connection to a dLive S Class Mixrack or Surface. In 'cascade' mode the unit shall allow series connection of two units with a single cable connection to the dLive, Avantis, SQ or AHM-64 mixing system.

The Ethernet protocol shall provide control to the remote preamp, and all mic preamps are scene recallable by the digital mixing system. Unit firmware shall automatically be updated or downgraded when connected to the digital mixing system.

The remote audio rack shall have a robust steel chassis and shall be designed to be placed in different mounting options including NEMA12x12" box, horizontally or vertically, flush or straight mount.

The remote audio rack shall have a built-in power supply accepting AC mains voltages of 100~240V, 50/60 Hz, 35W max via an earthed 3-pin IEC male connector or thru an optional screw terminal with Cable gland mounted on the rear chassis. Secondly there needs to be a 12V DC power connection which can be used as primary power supply or Redundant power supply.

Recommended operating temperature for the remote audio rack shall be 0 to 35 degrees Celsius.

The unit shall be the Allen & Heath DX164-W.

System Specifications

| | |
|----------------------------|--|
| Mic/Line XLR Inputs | Balanced XLR, +48V phantom power |
| Mic/Line Preamp | Fully recallable |
| Input Sensitivity | -60 to +15dBu |
| Analogue Gain | +5 to +60dB, 1dB steps |
| Pad | -20dB Active PAD |
| Maximum Input Level | +30dBu (PAD in) |
| Input Impedance | >4k Ω (Pad out), >10k Ω (Pad in) |
| Mic EIN | -127dB with 150 Ω source |

| | |
|-----------------------------|--|
| Analogue XLR Outputs | Balanced, Relay protected |
| Output Impedance | <75 Ω |
| Nominal Output | +4dBu = 0dB meter reading |
| Maximum Output Level | +22dBu |
| Residual Output Noise | -92dBu (muted, 20-20kHz) -90dBu (muted, 20-40kHz) |

| | |
|------------------------------------|----------------------------|
| Operating Temperature Range | 0°C to 35°C (32°F to 95°F) |
|------------------------------------|----------------------------|

Power

| | |
|-------------------------------|----------------------|
| Mains Voltage Operating Range | 100-240V AC, 50/60Hz |
| Mains Power Consumption | 35W max |
| DC Input | 12V DC, 3A max |

Dimensions and Weight

| | |
|---------|--|
| | <i>Width x Depth x Height x Weight</i> |
| DX164-W | 210 x 87 x 210 mm x 3.2kg (8.25" x 3.5" x 8.25" x 7lbs) |